

Flexible Design

EXCEPTIONAL PERFORMANCE



To learn more about the AquaBplus RO systems, please contact your local Fresenius Renal Technologies Sales Representative or call customer service.

800-323-5188
fmcna.com/AquaBplus



Indications For Use:

The AquaBplus Water Purification Systems are reverse osmosis units intended for use with hemodialysis systems to remove organic and inorganic substances and microbial contaminants from the water used for treating hemodialysis patients or other related therapies. These devices are intended to be a component in a complete water purification system and are not complete water treatment systems. Each reverse osmosis unit must be preceded by pre-treatment devices and may need to be followed by post-treatment devices as well, to meet current AAMI/ANSI/ISO and Federal (US) standards.

© 2021 Fresenius Medical Care. All Rights Reserved. Fresenius Medical Care, the triangle logo, AquaBplus, and Vivonic are trademarks of Fresenius Medical Care Holdings, Inc. or its affiliated companies. All other trademarks are the property of their respective owners. P/N 103848-01 Rev C 09/2021

AquaBplus





CAPABILITY

AquaBplus Dialysis Water Treatment System

Performance That's Ahead of the Curve

Clean, purified water is an essential part of delivering high-quality dialysis therapy. The AquaBplus™ central water system offers greater flexibility to meet a wide range of clinic needs. It's designed to improve workflow and water quality.

Flexible by Design

Components can be combined in multiple configurations—with or without a heat disinfection module. The AquaBplus is the primary reverse osmosis (RO) system, and the AquaBplus B2 is an optional RO module that adds an additional level of water purification.

Advantages for Everyone in Your Clinic

This central water system delivers the operational and technical advantages for staff and patients:



Executives

Offers savings potential



Administrators

Safety comes first



Nurses

Promotes ease of use



Technicians

Streamlined maintenance



Delivering on What Matters Most



Streamlined Maintenance

Proven system technology based on 10 years of reliable in-field experience with large installed base. Offers reduced maintenance and no required calibrations.¹



Lower Cost

Demand-controlled water-saving circuit, offering up to 75% water yield control,* minimizes the machine's water intake and reduces operating costs.²



Efficient Operation

Advanced pre-treatment is designed to deliver effective and efficient operation and reduces downtime and operational costs—while saving energy and water.

Purposefully Built for Performance

Automated functions/intuitive interface

support daily monitoring and ability to schedule on and off times based on a clinic's operating hours

Automated rinse and heat with semi-automated chemical disinfection

saves time by performing a chemical disinfect of the RO and optional heat disinfection of the ring main

Microbiological risk mitigation with high permeate quality facilitated by dead-space free tubing connection and integration of automatic rinse program²

Device system safety tests run at the beginning of every program to ensure sensors and components are functioning properly



Remote capabilities offer 24/7 access anytime, anywhere (pictured above)

Emergency mode ensures uninterrupted treatments

Detailed error reporting with real-time diagnostics screen is available

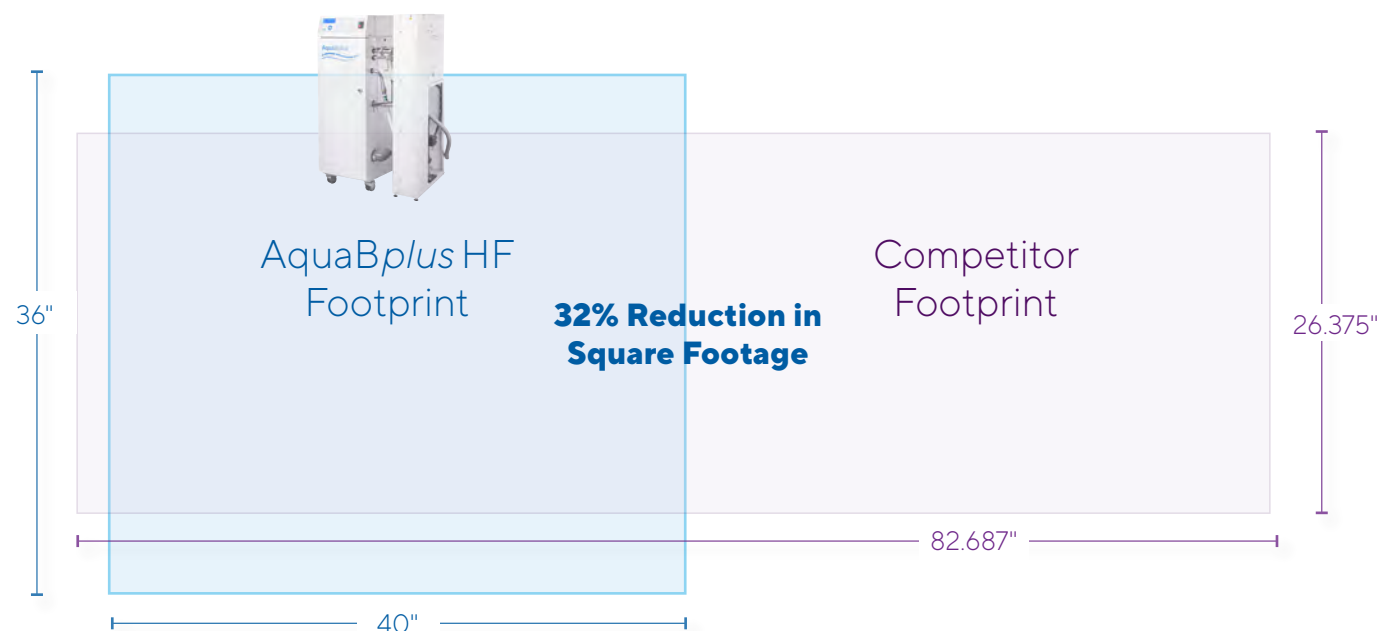
Enhanced water quality monitoring points

*Actual savings may vary
 1. AquaBplus Technical Safety Checks, Chapter 6, Performed every 24 months.
 2. AquaBplus, Instructions for Use, F40015145, 510(k) April 2014.



Small by Design, Huge by Other Measures

Small footprint allows for savings on valuable space



Modular Structure to Fit Your Clinic's Delivery Needs

Components can be combined in multiple configurations (single or double stage) while offering automated heat disinfection.

Go the distance with a ring main that's up to 600M in length (3X longer than typical loops).

Double stage—no need for DI—always feel confident that your RO system is up and running. Having two RO systems minimizes downtime, costs, and interruptions in patient treatment if one fails.

Three Stages to Meet Real-Life Conditions

The individual units of the AquaBplus platform can be combined to help meet a wide range of local regulatory and water quality requirements.



SINGLE STAGE

AquaBplus is the basic module for permeate production—available with remote monitoring through an online interface.



DOUBLE STAGE

AquaBplus B2 forms a double-pass system for higher permeate quality. Connected in series, the first and second stages of AquaBplus operate together or individually in emergency mode.



AUTOMATED HEAT DISINFECTION (available with single- or double-stage systems)

AquaBplus HF permits temperature-monitored heat disinfection of the permeate ring main plus heat disinfection of up to four dialysis machines in parallel or up to 2.3 L/min of consumption.



Installing Confidence

We simplify the installation process with a dedicated team providing support services. When you buy one of our RO systems, you'll get professional management from a dedicated, expert team that stays with you every step of the way.



A dedicated installation engineer will lead an experienced team and guide you throughout the entire process



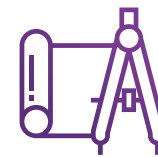
Expert training available either on site or at our state-of-the-art training center



Reliability with exceptional customer service and a dependable supply chain

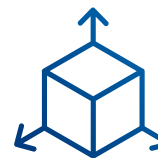
Peace of Mind Delivered

Your dedicated installation engineer (IE) will manage your system implementation every step of the way.



PHASE 1: **DESIGN**

1. Work with your IE to custom-design your system
2. Discuss project needs to inform estimate
3. IE responsible for site survey and gathering water samples
4. Review and approve system design



PHASE 2: **COORDINATE**

1. Work with your IE to plan installation
2. Plan plumbing, electrical, and building requirements
3. Coordinate removal of existing system and set up temporary system, if applicable



PHASE 3: **INSTALL**

1. Installation team arrives with water system and reviews installation plan with you daily
2. Installation lead performs all manufacture checks and walks you through all details for a smooth handover
3. Collected water samples are sent for analysis
4. IE performs quality analysis of complete system installation
5. IE schedules training session and plans for follow-up in 2-4 weeks to answer any questions